

Scaled data based on original data using
LM-79-08 Approved Method: Electrical and Photometric Measurements of Solid-
State Lighting Products

Test Report Prepared for
Cooper Lighting Solutions
(formerly Eaton)

Brand: STREETWORKS

Report Number: P190973

Luminaire Tested: **GAN-AF-05-LED-U-AFL-ADJ**

Issue Date: 3/3/2020

Test Information

Test Method: LM-79-08
Report Number: P190973
TEST IS SCALED FROM IESNA LM-79-08 TEST DATA (P24165)
Test Lab: INNOVATION CENTER P2
Issue Date: 3/3/2020
Manufacturer: COOPER LIGHTING SOLUTIONS (FORMERLY EATON)
Product Line: STREETWORKS
Catalog Number: GAN-AF-05-LED-U-AFL-ADJ
Description: GALLEON AREA AND ROADWAY LUMINAIRE
(5) 70 CRI, 4000K, 1050mA LIGHTSQUARES WITH 16 LEDS EACH AND AUTOMOTIVE FRONTLINE OPTICS
Light Source: -
Ballast/Driver: ELECTRONIC DRIVER

Summary

Lumens per Lamp: N/A
Luminaire Lumens: 31221.5 lumens
Efficiency: N/A
Efficacy: 111.9 lumens/watt
Luminous Opening: Rectangular (W 1.5' x L: 1' x H: 0')
IES Classification: Type II - Short - Full Cutoff
BUG Rating: B3 - U0 - G3

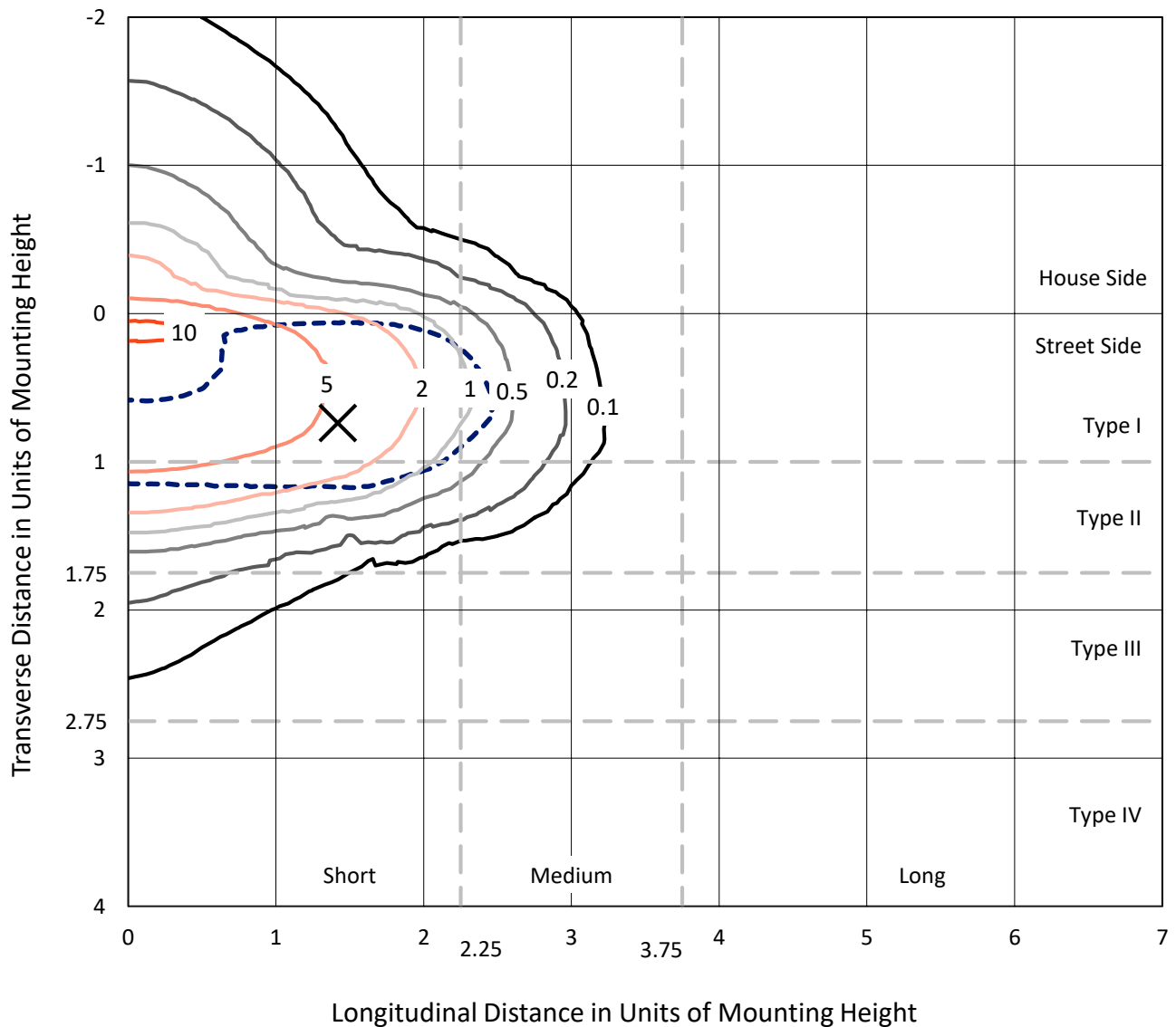
Input Watts (W): 279
Input Voltage (V): NR
Input Current (Ain): NR
Voltage Rise (V): NR
Power Factor: NR
Total Harmonic Distortion (THDi): NR
Frequency (hertz): 60
Stabilization Time: NR
Operation Time: NR
Ambient Temperature (°C): NR
Test Distance: 28.75 FT



REPORT NUMBER: P190973
 CATALOG NUMBER: GAN-AF-05-LED-U-AFL-ADJ

Iso-Footcandle Lines of Horizontal Illumination

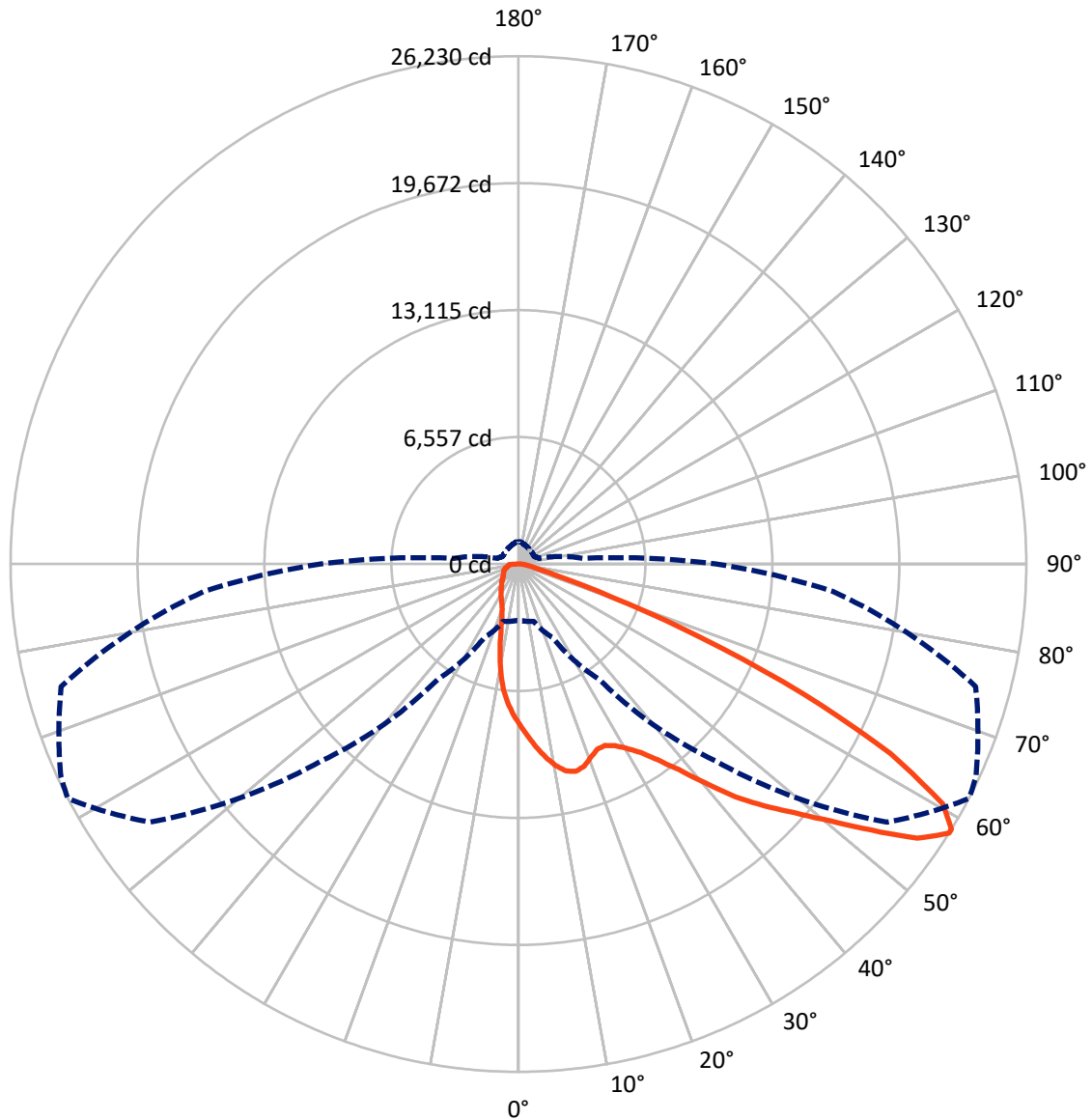
✕ Max cd
 - - - 1/2 Max cd



Based on 30 foot mounting height. Maximum calculated value = 11.2 fc
 Type II - Short - Full Cutoff

REPORT NUMBER: P190973
CATALOG NUMBER: GAN-AF-05-LED-U-AFL-ADJ

Luminous Intensity Polar Plot



— Vertical Plane Through 62.5-Deg Lateral - - - Horizontal Cone Through 58-Deg Vertical

REPORT NUMBER: P190973

CATALOG NUMBER: GAN-AF-05-LED-U-AFL-ADJ

FLUX DISTRIBUTION:

		Downward	Upward	Total
House Side	Lumens	4761.4	0.0	4761.4
	% Fixture	15.3	0.0	15.3
Street Side	Lumens	26460.1	0.0	26460.1
	% Fixture	84.7	0.0	84.7
Total	Lumens	31221.5	0.0	31221.5
	% Fixture	100.0	0.0	100.0

ZONAL LUMENS:

Zone	Lumens	% Fixture
0°-10°	741.7	2.4
10°-20°	1895.9	6.1
20°-30°	3064.9	9.8
30°-40°	4865.4	15.6
40°-50°	7119.2	22.8
50°-60°	7446.0	23.8
60°-70°	4399.1	14.1
70°-80°	1239.3	4.0
80°-90°	449.9	1.4
90°-100°	0.0	0.0
100°-110°	0.0	0.0
110°-120°	0.0	0.0
120°-130°	0.0	0.0
130°-140°	0.0	0.0
140°-150°	0.0	0.0
150°-160°	0.0	0.0
160°-170°	0.0	0.0
170°-180°	0.0	0.0
0°-90°	31221.5	100.0
0°-180°	31221.5	100.0

Coefficient of Utilization



REPORT NUMBER: P190973

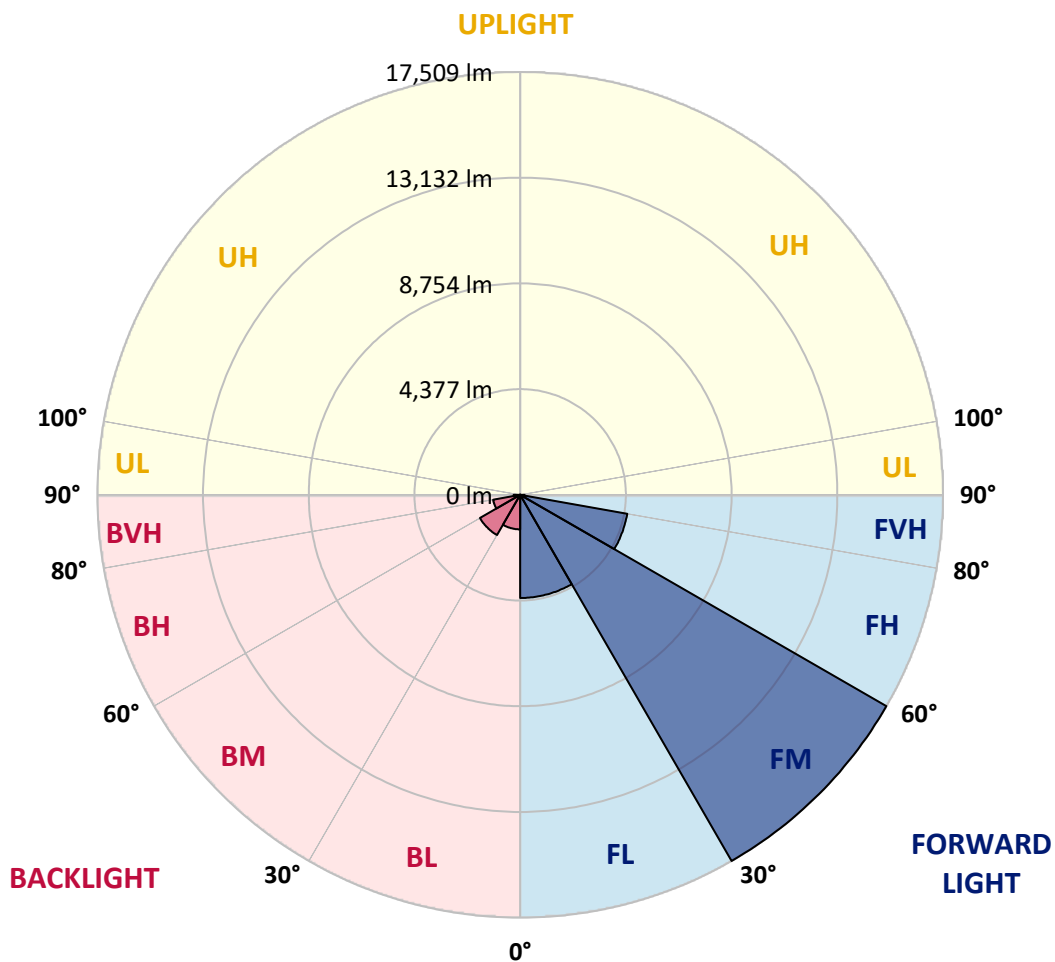
CATALOG NUMBER: GAN-AF-05-LED-U-AFL-ADJ

LUMINAIRE CLASSIFICATION SYSTEM LUMEN TABLE AND BUG RATING:

Zone	Lumens	% Fixture	Zone Rating/Lumen Limit		
			B	U	G
FL (0°-30°)	4271.5	13.7			
FM (30°-60°)	17508.8	56.1			
FH (60°-80°)	4502.3	14.4			G2/5000
FVH (80°-90°)	177.5	0.6			G2/225
BL (0°-30°)	1431.0	4.6	B3/2500		
BM (30°-60°)	1921.8	6.2	B2/2500		
BH (60°-80°)	1136.1	3.6	B3/2500		G3/2500
BVH (80°-90°)	272.4	0.9			G3/500
UL (90°-100°)	0.0	0.0		U0/0	
UH (100°-180°)	0.0	0.0		U0/0	

BUG Rating: B3-U0-G3

Type II Short





REPORT NUMBER: P190973

CATALOG NUMBER: GAN-AF-05-LED-U-AFL-ADJ

CANDELA DISTRIBUTION (FULL):

	0°	5°	15°	25°	35°	45°	55°	62.5°	65°	75°	85°
0°	8293.4	8293.4	8293.4	8293.4	8293.4	8293.4	8293.4	8293.4	8293.4	8293.4	8293.4
2.5°	9476.8	9400.4	9351.9	9309.3	9253.4	9134.3	8974.0	8872.6	8821.1	8646.2	8438.9
5°	10406.0	10338.4	10288.4	10231.0	10131.1	9944.4	9685.6	9479.8	9378.3	9028.5	8613.9
7.5°	10188.4	10216.3	10303.1	10454.6	10583.9	10558.9	10328.1	10066.4	9932.6	9446.0	8816.7
10°	8877.1	8925.6	9075.5	9429.8	10003.2	10591.2	10770.6	10589.8	10454.6	9859.1	9025.5
12.5°	8613.9	8612.4	8624.2	8718.2	9059.4	9887.0	10785.3	10967.7	10886.8	10253.1	9238.7
15°	8721.2	8724.1	8715.3	8755.0	8860.8	9188.7	10335.5	11113.1	11170.5	10650.0	9459.2
17.5°	9003.5	8996.1	8962.3	8962.3	9000.5	9128.4	9806.2	10977.9	11242.5	11001.4	9653.3
20°	9476.8	9443.1	9353.4	9271.0	9229.9	9298.9	9588.6	10666.2	11117.6	11308.7	9813.6
22.5°	10050.2	10023.8	9878.2	9701.8	9559.2	9557.7	9700.3	10394.3	10901.5	11598.3	9948.8
25°	10791.2	10748.6	10532.4	10250.2	10000.3	9904.7	9944.4	10381.0	10783.8	11913.0	10069.3
27.5°	11661.5	11583.7	11327.9	10920.6	10553.1	10360.4	10303.1	10620.7	10891.2	12302.5	10237.0
30°	12717.1	12627.5	12299.7	11768.8	11249.9	10933.8	10811.8	11045.5	11246.9	12777.5	10506.0
32.5°	13918.3	13789.0	13409.7	12824.5	12142.3	11660.1	11461.7	11607.1	11767.4	13349.3	10842.7
35°	15578.1	15423.7	14875.4	14068.2	13297.8	12634.9	12317.2	12423.1	12578.9	14202.0	11329.3
37.5°	16710.2	16641.1	16276.5	15517.9	14679.9	13916.8	13425.8	13487.5	13575.8	15268.0	11952.7
40°	16699.9	16727.8	16735.2	16742.5	16172.1	15441.4	14913.6	14848.9	14831.3	16438.2	12661.3
42.5°	15863.4	15978.1	16348.5	17099.7	17446.7	17111.5	16627.9	16441.2	16348.5	17817.2	13412.5
45°	14582.9	14644.6	15338.5	16805.8	18099.5	18765.5	18399.4	17811.4	17643.8	19084.6	14035.9
47.5°	13922.7	13990.4	14427.0	16026.6	18092.2	20101.9	20313.7	19193.3	18893.4	20187.2	14574.0
50°	12351.1	12492.2	13042.1	14671.1	17432.1	20716.5	22314.5	20840.0	20219.5	21260.4	15113.6
52.5°	9465.1	9682.6	10298.7	12442.3	15757.5	20412.2	23915.6	22836.5	21960.3	22371.9	15576.7
55°	5970.5	6132.2	6649.7	8787.4	12605.4	18828.7	24522.8	24996.2	24217.0	23424.6	15978.1
57.5°	3246.2	3318.2	3512.3	4851.7	8199.3	15328.2	23637.7	26225.3	25901.8	24318.4	16280.9
58°	2905.1	2953.6	3074.2	4204.7	7271.5	14371.1	23245.2	26229.7	26068.0	24449.2	16304.4
60°	2155.3	2130.3	2023.0	2399.3	4047.4	9928.2	20872.3	25179.9	25654.9	24609.5	16189.7
62.5°	1893.6	1833.3	1614.3	1589.3	1968.6	4573.7	15970.7	21569.2	22690.9	23695.1	15492.9
65°	1778.9	1714.3	1431.9	1340.8	1420.2	1934.8	9407.8	16176.5	17583.5	20922.3	13711.0
67.5°	1693.7	1609.8	1315.8	1190.8	1196.8	1279.1	3771.0	10188.4	11771.8	15885.4	10664.8
70°	1611.4	1520.2	1217.3	1073.3	1039.4	1011.5	1499.6	5100.1	6536.5	10034.0	6799.7
72.5°	1523.1	1433.5	1130.6	980.6	914.4	821.8	979.2	2086.2	2913.9	4747.2	3084.5
75°	1395.2	1314.4	1043.8	898.3	804.2	680.7	739.5	1089.4	1307.0	1890.6	1486.3
77.5°	1237.9	1171.8	946.8	830.6	713.0	552.8	569.0	755.7	838.0	1082.1	883.6
80°	889.5	913.0	842.4	746.9	635.2	448.4	436.7	551.4	595.5	695.4	574.8
82.5°	624.8	638.0	696.8	610.1	524.9	352.8	321.9	388.1	414.6	457.3	310.3
85°	430.8	416.0	477.8	424.9	379.3	235.3	220.5	263.2	279.4	283.8	160.3
87.5°	258.7	258.7	276.4	227.9	204.4	122.0	119.1	150.0	160.3	152.9	88.2
90°	0.0	0.0	0.0	0.0	0.0	0.0	0.0	0.0	0.0	0.0	0.0



REPORT NUMBER: P190973

CATALOG NUMBER: GAN-AF-05-LED-U-AFL-ADJ

CANDELA DISTRIBUTION (continued):

	90°	95°	105°	115°	125°	135°	145°	155°	165°	175°	180°
0°	8293.4	8293.4	8293.4	8293.4	8293.4	8293.4	8293.4	8293.4	8293.4	8293.4	8293.4
2.5°	8315.4	8211.0	7989.0	7811.2	7586.2	7352.5	7221.6	7081.9	6986.3	6917.3	7027.5
5°	8378.6	8165.4	7706.7	7271.5	6790.9	6290.9	5911.6	5558.8	5313.3	5160.4	5304.4
7.5°	8478.6	8150.8	7420.1	6676.2	5813.1	4981.1	4237.1	3771.0	3499.1	3365.3	3449.1
10°	8593.3	8127.2	7083.4	5869.0	4634.1	3585.7	3030.1	2841.9	2780.2	2755.1	2766.9
12.5°	8688.8	8077.2	6670.3	4892.8	3480.0	2831.6	2671.3	2666.9	2680.1	2683.1	2687.5
15°	8756.5	8003.8	6057.2	3875.4	2783.0	2580.2	2571.4	2597.8	2622.8	2633.1	2639.0
17.5°	8802.1	7852.3	5364.8	3063.8	2493.4	2458.2	2478.7	2512.6	2539.1	2546.3	2552.3
20°	8797.6	7630.3	4540.0	2555.2	2336.1	2336.1	2371.4	2397.9	2399.3	2390.5	2394.9
22.5°	8752.1	7326.0	3740.2	2284.7	2196.5	2221.4	2256.7	2231.8	2128.9	2061.2	2065.6
25°	8675.6	6962.8	3055.0	2112.7	2067.1	2111.2	2100.9	1912.7	1765.7	1699.5	1699.5
27.5°	8607.9	6533.5	2528.7	1962.7	1937.7	1992.1	1809.8	1639.3	1577.5	1546.6	1536.4
30°	8559.4	6070.4	2177.4	1818.6	1815.7	1775.9	1570.1	1523.1	1512.8	1487.9	1479.0
32.5°	8571.2	5601.5	1952.4	1692.2	1702.5	1520.2	1455.5	1465.8	1457.0	1430.5	1418.7
35°	8668.3	5156.0	1805.4	1577.5	1546.6	1373.2	1387.8	1407.0	1404.0	1367.3	1355.5
37.5°	8841.8	4734.0	1708.3	1481.9	1349.7	1299.7	1323.2	1352.5	1345.2	1320.2	1311.4
40°	9024.1	4337.1	1628.9	1407.0	1233.5	1249.6	1270.2	1286.5	1293.7	1301.1	1295.3
42.5°	9202.0	3922.5	1532.0	1330.6	1185.0	1202.6	1211.5	1227.6	1267.3	1295.3	1293.7
45°	9307.8	3532.9	1431.9	1221.7	1146.7	1157.1	1151.1	1183.6	1232.0	1277.6	1279.1
47.5°	9425.4	3230.0	1352.5	1121.8	1110.0	1117.4	1099.7	1132.0	1176.2	1232.0	1237.9
50°	9568.0	3049.2	1289.3	1042.4	1060.0	1060.0	1055.6	1085.0	1146.7	1211.5	1223.2
52.5°	9729.7	3013.9	1236.4	985.0	1010.1	1008.5	1012.9	1057.1	1124.7	1188.0	1198.2
55°	9926.7	3109.5	1179.1	942.3	961.5	967.4	982.1	1032.1	1089.4	1161.5	1165.9
57.5°	10156.1	3303.5	1133.5	908.6	917.4	936.5	960.0	1005.6	1067.3	1146.7	1151.1
58°	10194.3	3344.6	1126.2	905.6	908.6	930.7	957.1	1001.2	1062.9	1149.7	1154.1
60°	10195.8	3481.4	1110.0	892.4	874.7	911.6	940.9	985.0	1055.6	1160.0	1170.3
62.5°	9834.1	3480.0	1098.2	873.3	839.4	885.1	918.9	970.4	1048.2	1185.0	1205.5
65°	8659.4	3162.4	1042.4	843.9	811.5	861.5	899.8	960.0	1068.8	1293.7	1307.0
67.5°	6773.2	2592.0	937.9	802.7	774.8	838.0	888.0	958.6	1090.9	1318.8	1327.6
70°	4478.2	1939.2	823.3	755.7	736.5	810.1	893.9	1008.5	1065.9	1265.8	1242.3
72.5°	2324.3	1361.4	730.7	696.8	692.4	785.1	979.2	1002.7	1040.9	1190.8	1161.5
75°	1220.3	945.3	649.8	632.2	639.5	779.2	1155.5	976.2	1008.5	1139.4	1195.2
77.5°	746.9	763.0	580.7	573.4	588.1	761.6	1154.1	942.3	961.5	1048.2	1110.0
80°	499.9	619.0	527.8	529.3	539.6	696.8	1036.5	889.5	904.2	990.9	1054.2
82.5°	316.1	366.1	479.3	504.3	491.0	574.8	880.7	810.1	830.6	1133.5	1198.2
85°	160.3	229.3	416.0	485.2	442.5	402.8	714.5	710.1	720.4	817.4	854.2
87.5°	73.6	126.4	324.9	423.4	333.7	251.4	518.9	526.3	567.5	580.7	580.7
90°	0.0	0.0	0.0	0.0	0.0	0.0	0.0	0.0	0.0	0.0	0.0

(END OF REPORT)